

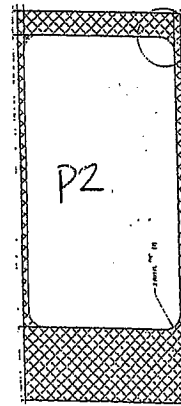


Guide for Ordering ARDCO Replacement doors

Please complete the below questions in order for our customer assistance group to best assist you in ordering ARDCO doors, Thank you for your business.

- 1) Beginning January 2003 please provide the original work order number _____
- 2) Prior to January 2003 Please provide Model _____ Serial _____ BM _____
- 3) Outside dimensions of the door: Width _____ & Height _____
- 4) Manufacturer of case: _____
- 5) Date of Manufacturered: _____
- 6) Number of glass panes: _____ Glass type: Heated or Non-heated
- 7) Door type: Cooler or Freezer
- 8) Door hinge (Customer's side): Left Right
- 9) Do you know the model on your door? Swingline, Enertech, M-line

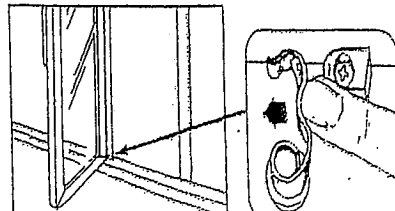
0) If you have an M-line door, Please provide the following information:

- *Handle: Side mount or Full length handle?
- *If Full length handle: Square cut or Angle cut?
- *Glass silkscreen border: Black or Grey?
- *Border style?



- 11) Door Rail: Smooth or Serrated?
- 12) Door finish: Silver (Chrome) - Black - Gold - Satin Silver
- 13) Color of handle: _____
- 14) Top or Bottom hold open? _____

Bottom (Clip)



Top (Fork)

