

Replacement Gasket Questionnaire

Bill to Company Name: _____


Contact Name: _____ E-mail: _____

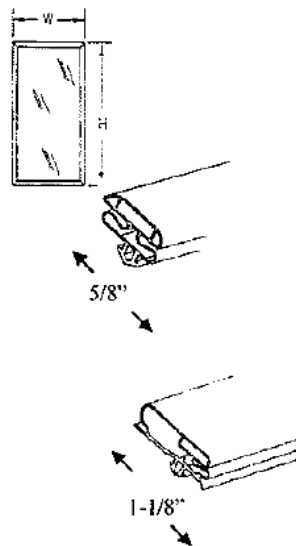
Phone #: _____ Ext.: _____ Fax: _____

*** Is the gasket you are replacing on the Door or on the Frame?**

Door Gasket Replacement


• If replacing a door gasket, please complete the following:

1. Anthony Door W/O #: _____
(May be on a label on top/location of the door.)
2. Outside dimensions of the door: Width _____" _____" X Height _____" _____"
(The height and width of the door needs to be measured to the closest 1/16 of an inch. Example: 29 7/8" x 65 1/16")
3. Manufacturer of case: _____
4. Model of Door: _____
5. Date the Door was manufactured: _____
(This information may be found between the panes of glass on the metal spacer or on the door label.)
6. What is the width of the gasket material? 5/8" 1 1/8"
7. Is the gasket 3 or 4 sided? _____ 
8. What is the gasket color? Grey Black
9. ANTHONY Outside Mount Doors (AOM), 6000, 6001, 601B, 216X
 - Specify gasket location on the door rail: INBOARD OUTBOARD
(Inboard gasket is mounted closer to the glass. Outboard gasket is mounted at the outer edge of the door rail.)



Frame Gasket Replacement for Model's 1000, 1001, 1003, 1KDB, 1KD3

• If replacing a frame gasket, please complete the following:

1. Anthony Frame W/O #? _____
(This information can be found on a label located on the last door opening of the frame.)
2. What are the outside dimensions of the door? Width _____" _____" x Height _____" _____"
(The height and width of the door needs to be measured to the closest 1/16 of an inch.)
3. How many darts does your gasket have? 1 dart 2 darts
(To identify the darts, you have to inspect the back side of the gasket.)
4. Is the gasket 3 sided?  Yes No
(This is only for pass thru doors.)
 - a. Pass Thru-Doors: Where are the hinges located? Left Right

